

MOTTECH

MT 22AH 12V

MT Series GEL type battery

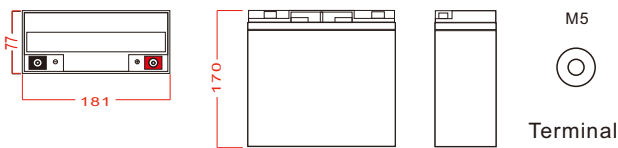


General Features

- High Corrosion Resistant Performance: Pb-Ca multi-alloy grid
- High Energy Density and Power Density
- Excellent Charge Acceptance Ability
- Strong High and Low Temperature Performance
- Optimized Capability of instant High-current Discharging
- Low self-discharge rate



Dimension: 181(L)×77(W)×170(H)×170(TH) Unit: mm



Applications

- Electric vehicle
- Electric wheelchair
- Electric scooter
- Electric play car for children
- Garbage truck
- Patrol car

Specification

Nominal Voltage	12V
Nominal Capacity	22Ah
Design life	5 years
Terminal	M5
Approx. Weight	Approx 7.00kg
Container Material	ABS
	25.6Ah 10Hour Rate (2.56A to 10.5V)
	22.0Ah 3Hour Rate (7.34A to 10.5V)
	17.4Ah 1Hour Rate (17.4A to 10.5V)
	Discharge: -20 ~50°C(-4~ 122°F)
Operating Temperature	Charge: -20 ~50°C(-4~ 122°F)
	Storage: -20 ~50°C(-4~ 122°F)
	Float Use:13.7-13.9V@25°C
	Cycle Use :14.7-14.9V,@25°C
	Max charge current 3.0A
Self discharge	3% of capacity declined per month at 25°C

Constant Current Discharge Characteristics Unit: A (25°C, 77°F)

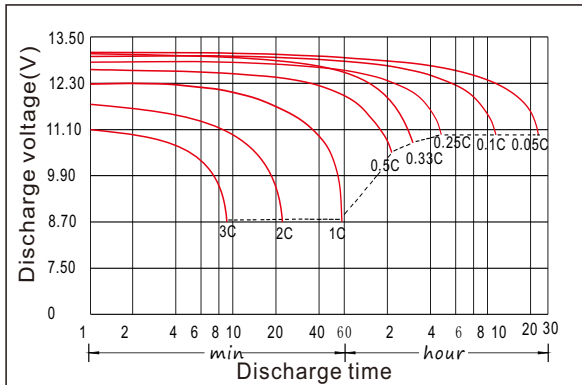
FV/Time	5min	15min	30min	1h	2h	3h	5h	8h	10h	20h
1.60V	93.6	50.3	30.6	17.9	10.3	7.60	5.00	3.20	2.63	1.38
1.65V	90.8	48.8	30.1	17.8	10.2	7.52	4.95	3.18	2.61	1.37
1.70V	87.1	47.7	29.5	17.7	10.1	7.42	4.89	3.15	2.58	1.37
1.75V	80.1	46.2	29.3	17.4	10.0	7.34	4.84	3.13	2.56	1.36
1.80V	71.8	43.0	28.0	16.9	9.79	7.28	4.71	3.10	2.53	1.35
1.85V	64.0	38.4	25.6	15.7	9.29	6.86	4.48	2.97	2.45	1.33

Constant Power Discharge Characteristics Unit: W/cell(25°C, 77°F)

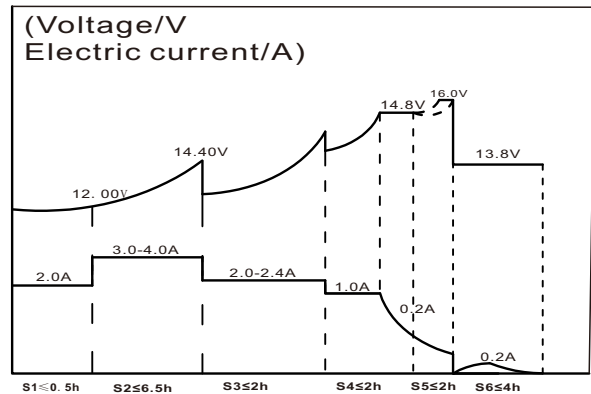
FV/Time	5min	15min	30min	1h	2h	3h	5h	8h	10h	20h
1.60V	157	88.6	55.3	33.8	19.4	14.5	9.48	6.23	5.06	2.73
1.65V	151	87.0	54.8	33.6	19.3	14.3	9.42	6.17	5.01	2.72
1.70V	150	86.0	54.8	33.3	19.3	14.2	9.35	6.15	4.96	2.71
1.75V	140	85.5	54.6	33.0	19.2	14.1	9.29	6.10	4.91	2.69
1.80V	129	80.8	53.3	32.8	19.1	14.1	9.19	6.05	4.86	2.68
1.85V	115	72.2	48.8	30.4	18.2	13.4	8.77	5.84	4.78	2.66

Disclaimer: Manufacturers have the right to self-modify the parameters of the product updates, please keep in touch with manufacturers to obtain the latest information.

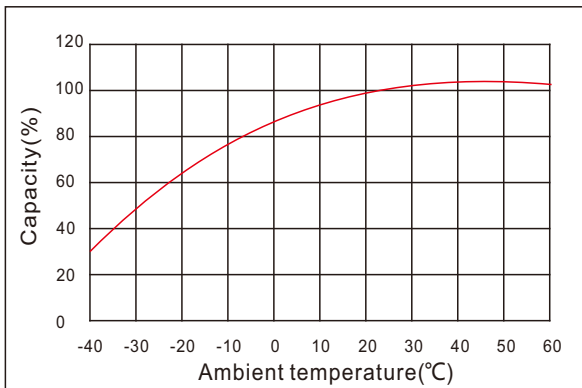
Discharge characteristic



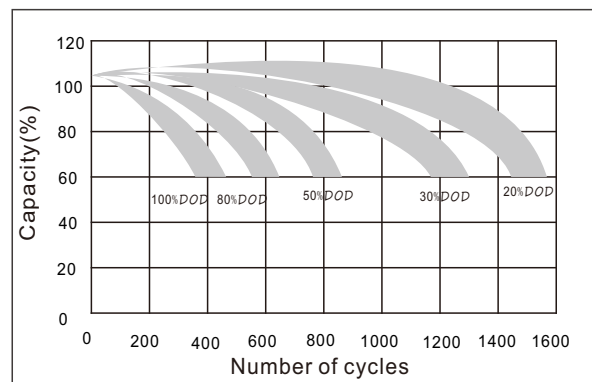
Charging characteristic



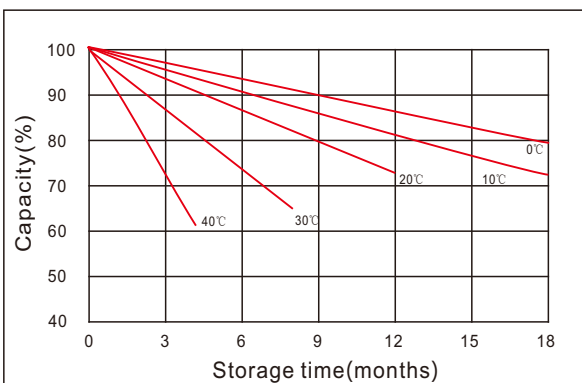
The effect of temperature on capacity



The effect of discharge depth on cycle life



Curves of self-discharge



Curves of open circuit voltage vs. capacity

