

Constant Current Discharge (Amperes) at 25°C (77°F)

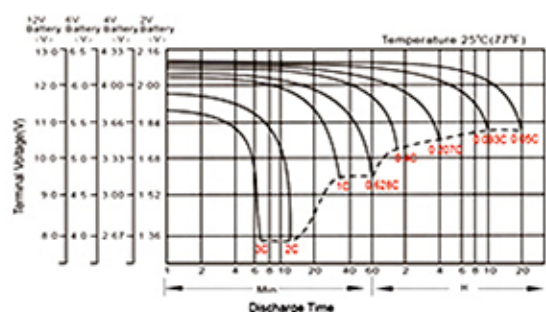
F.V/Time	5min	10min	15min	20min	30min	45min	1h	2h	3h	4h	5h	6h	8h	10h	20h
1.85V/cell	427.9	336.4	286.1	239.3	190.2	143.9	117.9	75.1	59.4	48.5	39.1	34.0	27.6	23.6	12.88
1.80V/cell	/	429.8	345.7	282.9	224.4	167.4	132.0	81.9	63.9	51.8	42.0	36.5	29.3	25.0	13.00
1.75V/cell	/	472.3	377.6	304.3	233.0	173.7	138.1	85.0	65.1	52.9	43.0	37.5	29.8	25.3	13.13
1.70V/cell	/	/	403.1	319.8	242.5	180.7	142.5	88.4	66.9	54.3	44.2	38.3	30.2	25.5	13.38
1.65V/cell	/	/	428.6	339.7	255.8	185.2	147.3	90.8	69.7	56.2	45.4	39.1	30.7	26.0	13.55
1.60V/cell	/	/	458.4	361.9	270.1	193.0	152.5	93.9	71.9	58.0	46.9	40.0	31.0	26.3	13.63

Constant Power Discharge (Watts) at 25°C (77°F)

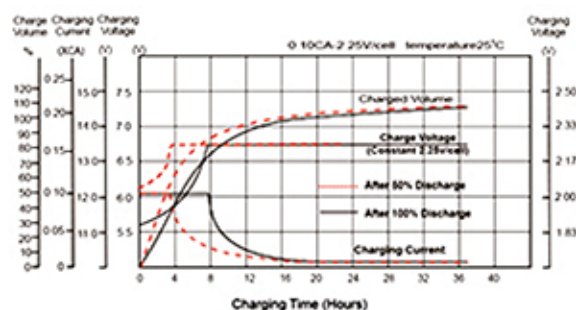
F.V/Time	5min	10min	15min	20min	30min	45min	1h	2h	3h	4h	5h	6h	8h	10h	20h
1.85V/cell	782.3	621.4	533.8	451.0	362.5	276.7	227.3	145.8	115.7	94.8	76.6	66.9	54.5	46.7	25.5
1.80V/cell	/	784.6	636.3	525.3	421.2	319.3	253.3	158.0	123.8	100.7	81.9	71.5	57.7	49.4	25.7
1.75V/cell	/	848.3	686.5	559.7	433.6	328.2	263.8	163.3	125.6	102.6	83.8	73.2	58.5	49.8	25.9
1.70V/cell	/	/	722.7	583.8	448.8	340.0	271.2	169.4	128.9	105.1	85.7	74.6	59.3	50.3	26.4
1.65V/cell	/	/	762.6	615.6	469.6	345.4	278.3	173.2	133.7	108.3	87.8	76.0	60.1	51.2	26.7
1.60V/cell	/	/	802.1	648.6	492.3	358.0	286.7	178.1	137.2	111.3	90.4	77.4	60.5	51.7	26.8

Diagrams

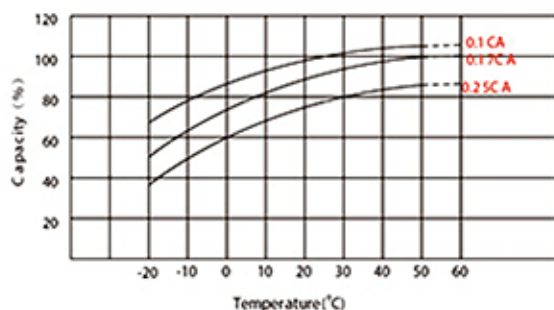
Discharge Characteristics



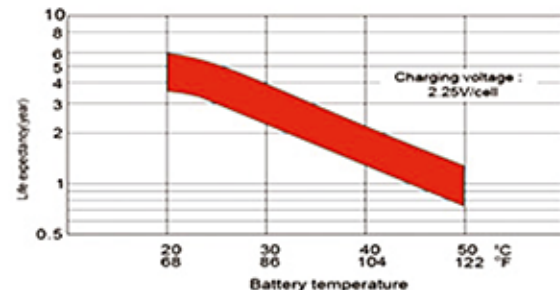
Float Charging Characteristics



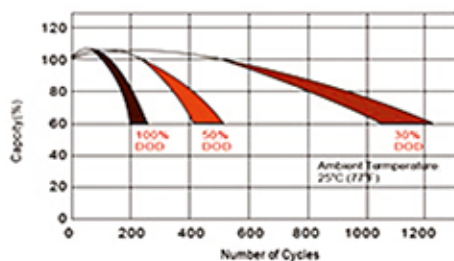
Temperature Effects in Relation to Battery Capacity



Effect of Temperature on Long Term Float Life

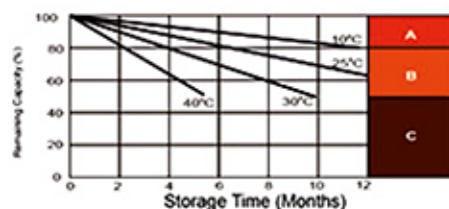


Cycle Life in Relation to Depth of Discharge



Testing condition
Discharging current 0.17C (FV 1.7V/cell);
Charging current 0.25C max, voltage 2.45V/cell;
Charging volume: 125% of discharged capacity

Self Discharge Characteristics



- A** No supplementary required (Carry out supplementary charge before use if 100% capacity is required)
Supplementary charge required before use. Optional charging way as below:
1. Charged for above 3 days at limited current 0.25CA and constant voltage 2.25V/cell
- B** 2. Charged for above 20 hours at limited current 0.25CA and constant voltage 2.25V/cell
3. Charged for 8 - 10 hours at limited current 0.05 CA
- C** Supplementary charge may often fail to recover the capacity
The battery should never be left standing till this is reached